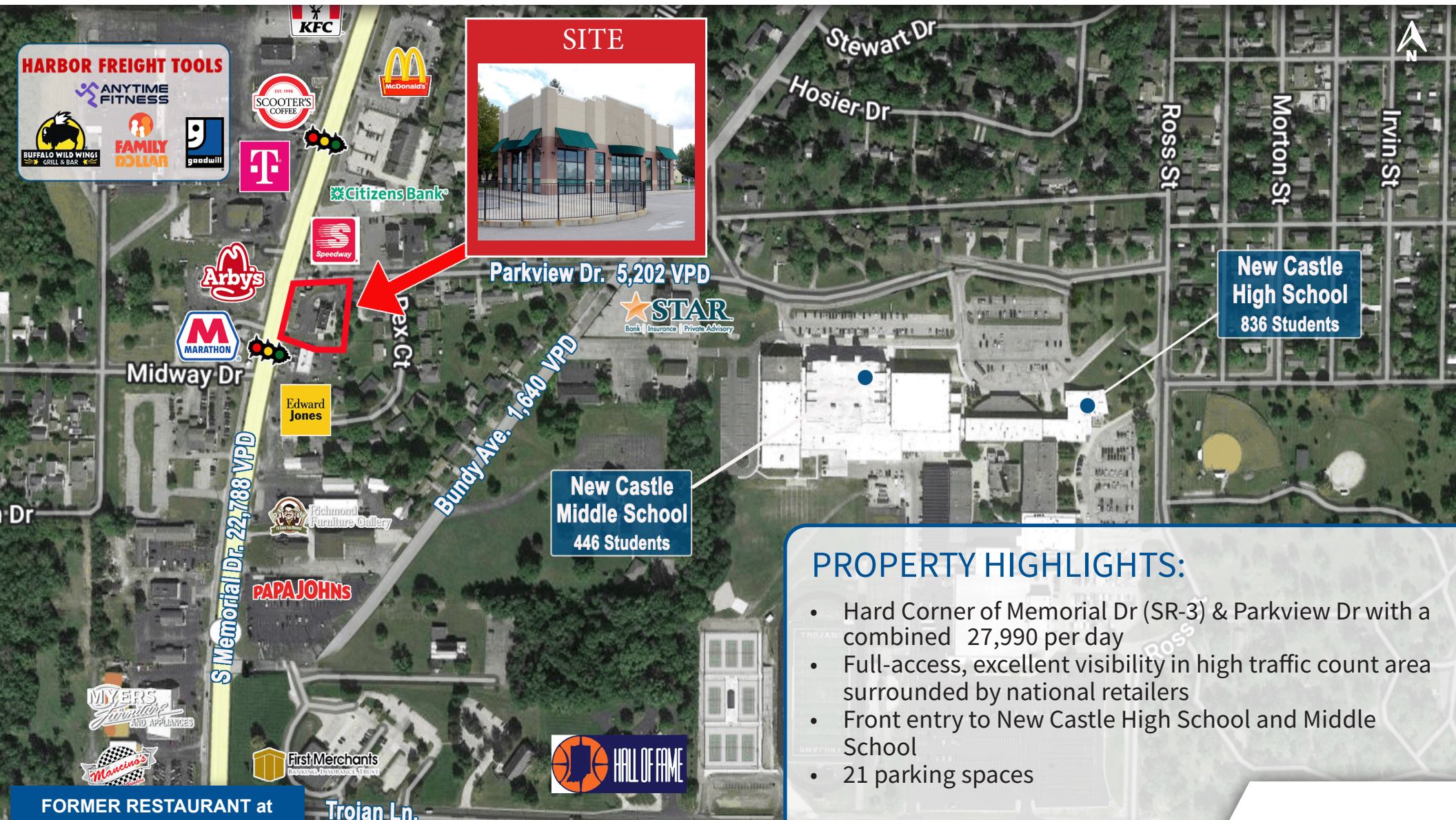


FREESTANDING FORMER RESTAURANT WITH DRIVE-THRU

1,848 SF | 0.57 ACRE OUTLOT | AVAILABLE FOR LEASE



PROPERTY HIGHLIGHTS:

- Hard Corner of Memorial Dr (SR-3) & Parkview Dr with a combined 27,990 per day
- Full-access, excellent visibility in high traffic count area surrounded by national retailers
- Front entry to New Castle High School and Middle School
- 21 parking spaces

FORMER RESTAURANT at
SEQ of S MEMORIAL DR
AND PARKVIEW DR

1902 S Memorial Dr, New Castle, IN 47362

CONTACT: **Andrew Demaree**
E: ADemaree@VeritasRealty.com
T: 317-472-1800



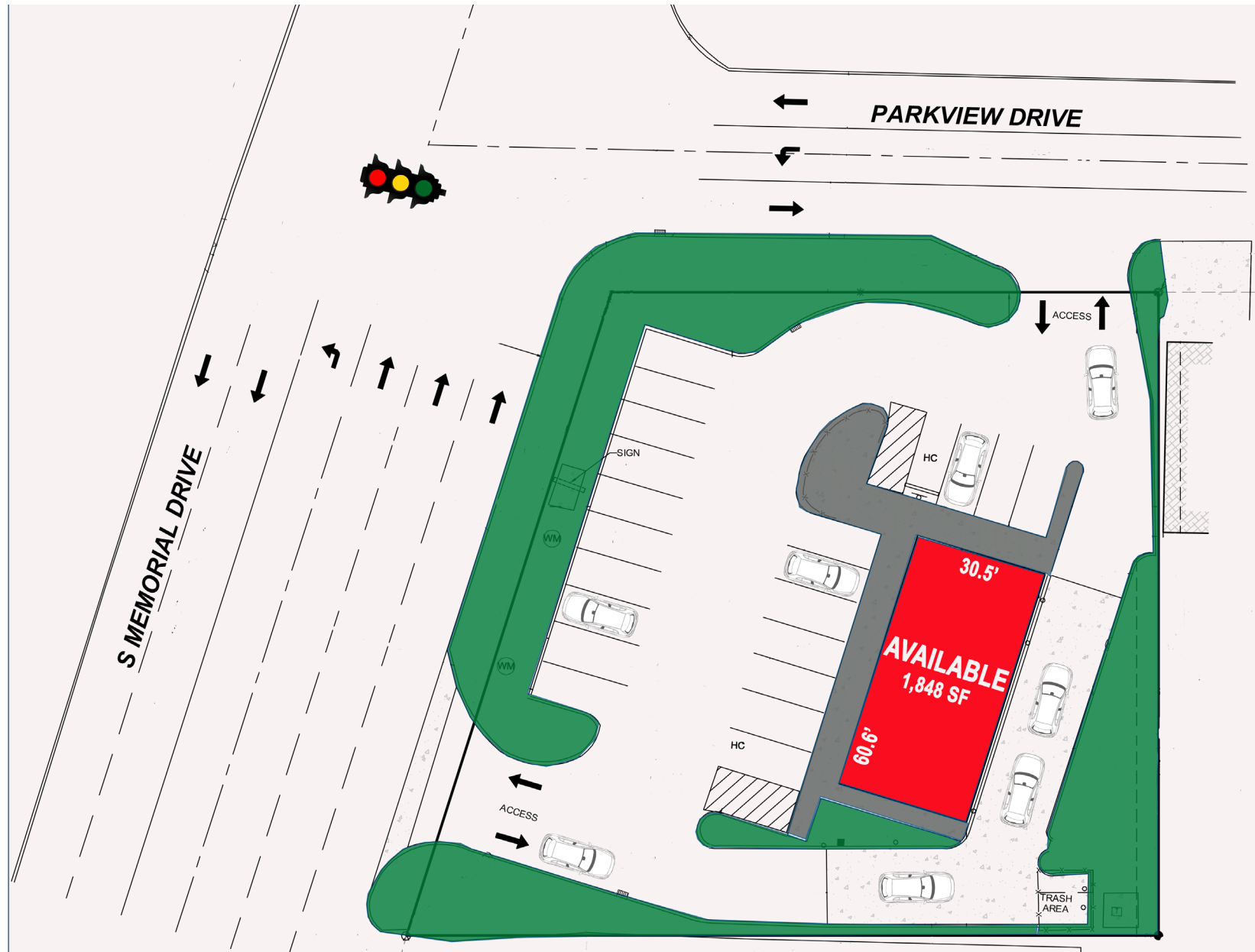
FREESTANDING FORMER RESTAURANT WITH DRIVE-THRU 1,848 SF | 0.57 ACRE OUTLOT | AVAILABLE FOR LEASE

AERIAL
SITE



FREESTANDING FORMER RESTAURANT WITH DRIVE-THRU 1,848 SF | 0.57 ACRE OUTLOT | AVAILABLE FOR LEASE




SITE
PLAN



FREESTANDING FORMER RESTAURANT WITH DRIVE-THRU 1,848 SF | 0.57 ACRE OUTLOT | AVAILABLE FOR LEASE

PROPERTY
AERIAL



DEMOGRAPHICS	 1 MILE	 3 MILE	 5 MILE
Population:	4,221	21,448	27,360
Daytime Pop:	3,338	15,216	20,129
Households:	2,038	9,978	11,359
Avg. HH Income:	\$95,060	\$72,918	\$73,956